

'08 World Series Rays vs. Phillies



Projected lineups

Rays

Pos.	Player	Avg.	HR	RBI	SB
2B	Akinori Iwamura	.274	6	48	8
CF	B.J. Upton	.273	9	67	44
1B	Carlos Pena	.247	31	102	1
3B	Evan Longoria	.272	27	85	7
LF	Carl Crawford	.273	8	57	25
DH	Willy Aybar	.253	10	33	2
(OR)	Cliff Floyd	.268	11	39	1
(OR)	Ben Zobrist	.253	12	30	3
C	Dioner Navarro	.295	7	54	0
RF	Rocco Baldelli	.263	4	13	0
SS	Jason Bartlett	.286	1	37	20

Player	W-L	ERA	K	BB
Scott Kazmir, LH	12-8	3.49	166	70
James Shields, RH	14-8	3.56	160	40
Matt Garza, RH	11-9	3.70	128	59
Andy Sonnanstine, RH	13-9	4.38	124	37

Player	Saves	ERA	K	BB
J.P. Howell, LH	3	2.22	92	39
Chad Bradford, RH	0	2.12	17	15
Dan Wheeler, RH	13	3.12	53	22
Grant Balfour, RH	4	1.54	82	24
Edwin Jackson, RH	0	4.42	108	77
David Price, LH	0	1.93	12	4
Trever Miller, LH	2	4.15	44	20

Player	W-L	ERA	K	BB
Cole Hamels, LH	14-10	3.09	196	53
Brett Myers, RH	10-13	4.55	163	65
Jamie Moyer, LH	16-7	3.71	123	62
Joe Blanton, RH	9-12	4.69	111	66

Player	Saves	ERA	K	BB
Brad Lidge, RH	41	1.95	92	35
Ryan Madson, RH	1	3.05	67	23
J.C. Romero, LH	1	2.75	52	38
Chad Durbin, RH	1	2.87	63	35
Clay Condrey, RH	1	3.26	34	19
Scott Eyre, LH	0	4.21	32	7
J.A. Happ, LH	0	3.69	26	14

Pos.	Player	Avg.	HR	RBI	SB
SS	Jimmy Rollins	.277	11	59	47
RF	Jayson Werth	.273	24	67	20
2B	Chase Utley	.293	33	104	14
1B	Ryan Howard	.251	48	146	1
LF	Pat Burrell	.250	33	86	0
CF	Shane Victorino	.293	14	58	36
3B	Pedro Feliz	.249	14	58	0
DH	Greg Dobbs	.301	9	40	3
C	Carlos Ruiz	.219	4	34	1

Player	W-L	ERA	K	BB
Geoff Jenkins	246	9	29	1
Chris Coste	263	9	36	0
Matt Stairs	252	13	49	1
So Taguchi	220	0	9	3
Eric Bruntlett	217	2	15	9

Player	Saves	ERA	K	BB
Brad Lidge, RH	41	1.95	92	35
Ryan Madson, RH	1	3.05	67	23
J.C. Romero, LH	1	2.75	52	38
Chad Durbin, RH	1	2.87	63	35
Clay Condrey, RH	1	3.26	34	19
Scott Eyre, LH	0	4.21	32	7
J.A. Happ, LH	0	3.69	26	14

Note: Regular season stats

Phillies postseason history

Year	Result	Opponent	Score
1993	Lost	Toronto Blue Jays	4-2
1983	Lost	Baltimore Orioles	4-1
1980	Beat	Kansas City Royals	4-2
1950	Lost	New York Yankees	4-0
1915	Lost	Boston Red Sox	4-1
LEAGUE CHAMPIONSHIP SERIES (WON 4, LOST 3)			
2008	Beat	Los Angeles Dodgers	4-1
1993	Beat	Atlanta Braves	4-2
1983	Beat	Los Angeles Dodgers	3-1
1980	Beat	Houston Astros	3-2
1978	Lost	Los Angeles Dodgers	3-1
1977	Lost	Los Angeles Dodgers	3-1
1976	Lost	Cincinnati Reds	3-0
DIVISION CHAMPIONSHIP SERIES (WON 1, LOST 2)			
2008	Beat	Milwaukee Brewers	3-1
2007	Lost	Colorado Rockies	3-0
1981	Lost	Montreal Expos	3-2

How the teams match up

BY MARC TOPKIN | Times Staff Writer

Starting pitching

» Cole Hamels is the best pitcher on either team, a true ace in all contexts, with a changeup that can rival the Rays' James Shields. And the left-hander is 3-0, 1.23 ERA in three postseason starts, averaging a strikeout an inning. That's the good news. Nos. 2-3-4 Brett Myers, ageless LHP Jamie Moyer and Joe Blanton all can be inconsistent. Moyer, making his World Series debut at age 45, has been of particular concern in the postseason, lasting just 5 1/2 innings in two starts, with a 13.50 ERA to show for it.

» The Rays rotation isn't set up exactly as they want it, but it could work out fine if LHP Scott Kazmir — who looked much more in control and dominating in his last start — has a good outing tonight, with RHP James Shields set up for Games 2 and 6 at home. All No. 3 starter Matt Garza did was win the ALCS MVP Award. No. 4 starter Andy Sonnanstine will be puzzling to the Phillies with his vast repertoire of deliveries, though he will have gone 11 days between starts.

Bullpen

» The Rays have found a way to make it work without a dominant closer all season, though the aura of invincibility was dented by the ALCS Game 5 collapse. The Rays need Dan Wheeler and Grant Balfour to be on their games, allowing manager Joe Maddon the flexibility of slotting them and LHP J.P. Howell at specific points of the Phillies lineup. The not-so-secret weapon is LHP David Price, who showed in ALCS Game 7 he is more than capable of getting the last three outs.

» The Phillies have no such contingencies or concerns: Closer Brad Lidge is an amazing 46-for-46 in save opportunities this season, and they are 86-0 when leading entering the ninth. RHP Ryan Madson has emerged as the primary setup man, allowing only one earned run over his past 14 appearances. They have veteran situational lefties in Scott Eyre and J.C. Romero. Phillies relievers had the lowest ERA in the NL this season and gave up the fewest homers.

Offense



Chase Utley


» The Phillies, who many think have more of an AL-style lineup, can bang with the best of them, leading the NL with 214 home runs — a major-league-high 48 from 1B Ryan Howard, 33 each from LF Pat Burrell and 2B Chase Utley, 24 from Jayson Werth. They ranked near the bottom of the majors with a .255 average but will take their walks, and they are the best running team in the NL (84.5 percent success rate), led by Jimmy Rollins, who swiped 47, and Shane Victorino, 36. They've won seven postseason games without a home run, and with only one RBI from Howard, who is among the majors' streakiest hitters and struggles against lefties.

» The Rays, who many think have more of an NL-style lineup, turned into bombers in October, hitting an LCS-record 16 homers against the Red Sox and 22 in their 11 postseason games — seven from a resurgent B.J. Upton, six from Evan Longoria. Typically, the Rays find a way offensively, with every player in the lineup coming up with a key hit at any time. The Rays stole the most bases in the AL (and third most in the majors) and will be aggressive on the bases.

Defense

» The Phillies are very strong up the middle, especially with Jimmy Rollins (a Gold Glover) at short, Chase Utley at second and Shane Victorino in center. Phillies outfielders led the NL, and tied for the major-league lead, in assists. 3B Pedro Feliz is better than you think, though Greg Dobbs, who is the better hitter, may get a start or two. 1B Ryan Howard is not smooth defensively. C Carlos Ruiz threw out only 23.5 percent of attempted basestealers, which the Rays are well aware of.

» Defense has been a Rays' strength all season, from their slick-fielding infield to speedy outfield. SS Jason Bartlett made a couple of concerning errors during the ALCS, and the outfield might be weaker if Gabe Gross has slumped his way out of the lineup. C Dioner Navarro, who lead the AL by throwing out 38.4 percent of attempted basestealers, could be a key to the series.




Joe Maddon

Manager

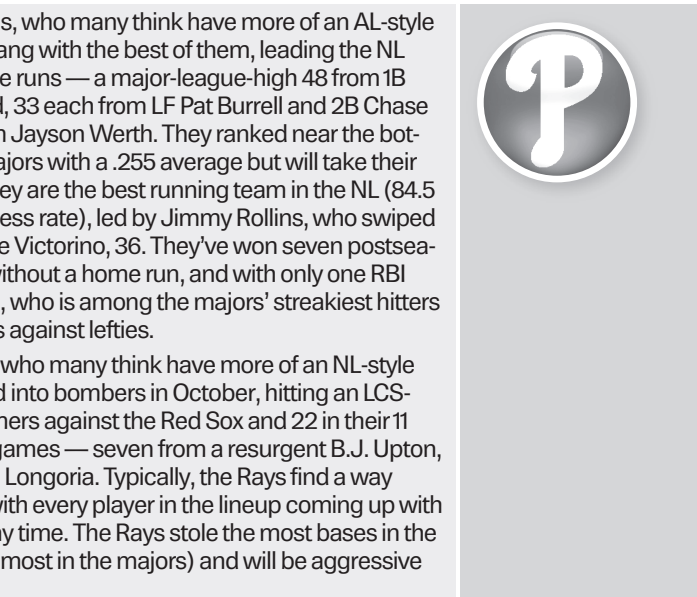
» There wouldn't seem to be an odder couple, or more of a need for a thesaurus, with Phillies manager Charlie Manuel's country compoene act and Joe Maddon's renaissance man routine. But they have one thing in common: Both are very sharp baseball men and good managers. Manuel plays the hick well but is an astute baseball man who handles the pressures of managing in Philadelphia and showed his tough side when he twice benched Jimmy Rollins for being late and not hustling. Manuel tends to go somewhat by the book, especially in his lefty-righty matchups. Maddon plays the intellect well but is also an astute baseball man who managed the Rays through the tough times and showed his tough side when he benched B.J. Upton then pulled him out of a game for not hustling. Maddon tends to go somewhat against the book and will try just about anything (such as intentionally walking Josh Hamilton with the bases loaded) but bunt.

Intangibles

» The big issue is rest vs. rust, and how the Phillies will respond to having six days off. Both teams have a tremendous homefield advantage, and the Rays have one more game at home. Plus it's going to be harder for the Phillies to get used to the idiosyncrasies of the Trop (white roof, catwalks, dirt basepaths with turf infield), where they haven't played since 1991, than it should be for the Rays to get adjusted to the ball flying out of Citizens Bank Park. There's not much World Series experience on either side: five Phillies (Brad Lidge, Eric Bruntlett, Pedro Feliz, Scott Eyre, So Taguchi) and two Rays (Cliff Floyd, Dan Wheeler). Both teams are on something of an unexpected ride, and both survived tough challenges at the end of the season to win their divisions.



David Price



Jason Bartlett



Jason Bartlett

Key hitters comparison

EVAN LONGORIA

Right-handed hitter | Third baseman

2008 SEASON TOTALS

At-bats 448 Average .272 Home runs 27 RBIs 85

BATTING AVERAGE BY HITTING ZONE

	HI	LO	INSIDE	LO	HI
HI	.296	.263	.333		
LO	.250	.407	.390		
	.296	.417	.182		

Totals	Pitches	Average	Key
2,002	.272	Hot zone — Zone BA above .350	Cold zone — Zone BA below .200



Associated Press

RYAN HOWARD

Left-handed hitter | First baseman

2008 SEASON TOTALS

At-bats 610 Average .251 Home runs 48 RBIs 146

BATTING AVERAGE BY HITTING ZONE

	HI	LO	INSIDE	LO	HI
HI	.156	.229	.250		
LO	.365	.392	.318		
	.294	.333	.298		

Totals	Pitches	Average	Key
2,718	.251	Hot zone — Zone BA above .350	Cold zone — Zone BA below .200



Getty Images